

Insights into the S-shaped sorption isotherms and their dimensionless forms

Vassilis J. Inglezakis^{a,*}, Stavros G. Pouloupoulos^a, Hossein Kazemian^b

^a Environmental Science & Technology Group (ESTg), Chemical Engineering Department, School of Engineering, Nazarbayev University, 53 Kabanbay batyr ave., Astana, Kazakhstan

^b College of Science and Management, University of Northern British Columbia (UNBC), Canada

ARTICLE INFO

Keywords:

S-Shaped isotherms
Sigmoidal isotherms
Adsorption
Ion exchange
Equilibrium

ABSTRACT

Isotherms are of paramount importance for the interpretation of adsorption and ion exchange mechanisms and the design of separation and catalytic processes. Although the literature on sorption isotherms is rich, most of experiments and models employed are limited to systems that obey simple equilibrium isotherms, such as linear, favorable (convex-upward) or unfavorable (concave-upward). This paper deals with the rather overlooked S-shaped isotherms and their dimensionless forms, which are of great importance for the modeling of separation processes and interpretation of equilibrium data. A review on the physical significance and applications of S-shaped isotherms in adsorption and ion exchange process is also presented.

1. Introduction

Adsorption is a surface phenomenon by which components from a fluid mixture are attracted to the surface of a solid and form physical or chemical bonds with its surface. Ion exchange is the stoichiometric exchange of ions between a liquid and a solid phase, and the nature of attraction is either electrostatic or chemical. Both phenomena are grouped under the term sorption and are frequently treated by unified approaches, at least when it comes to process modeling. Also, both are employed in separation and catalytic processes used in a variety of industrial applications, and are of particular importance in environmental engineering because they are relatively inexpensive and simple to design and operate [1]. The modeling of sorption processes is a challenging task. One of the reasons is the form of the equilibrium isotherms fed into the models. In general, sorption processes modeling requires the simultaneous solution of a set of coupled partial differential equations (PDEs) representing material, energy, and momentum balances supplemented by mass transfer rate equations, equilibrium isotherms and the appropriate initial and boundary conditions. The isotherm shape has a dramatic effect on the sorption process performance, as for instance in fixed bed operations [2]. Besides modeling, isotherms are of primary importance when it comes to the interpretation of the adsorption mechanism and they are used to understand the nature of adsorption [3].

Isotherms are classified according to their curvature: convex-upward (favorable) isotherms and concave-upward (unfavorable) isotherms. In the past, due to the existence of analytical solutions to adsorption models, mostly rectangular, linear and favorable isotherms

were studied [4–6]. However, many systems follow more complicated isotherm shapes such as S-shaped (sigmoidal), which have one or more inflections points [7,8]. The effects of the S-shaped isotherms on adsorption performance of fixed beds can be profound [2,7].

A detailed analysis of the adsorption isotherms has been presented in several studies and review papers covering several types of isotherms but only few S-shaped and only in dimensional forms [1,9]. Recently, Ayawei et al. [10] presented a number of isotherms in dimensional forms, including some sigmoidal which were grouped according to the number of parameters involved. Also, a number of S-shaped isotherms in dimensional forms are discussed by Furmaniak et al. [11] but the paper is limited to the water-carbon adsorption systems.

In the present paper, S-shaped isotherms with a single inflection point are reviewed in a systematic way. The models addressed are theoretical, empirical and semi-empirical and cover the mechanisms of monolayer and multilayer adsorption and pore filling, excluding capillary condensation phenomena. This study comes to complement the previously published literature on the equilibrium isotherms, covering insights on the physical basis, applications, and a discussion on the dimensionless forms of the S-shaped isotherms, especially useful for separation processes modeling. To the best of the authors' knowledge there is a lack of such a review paper in the literature.

2. Types of isotherms and classifications

According to Brunauer's classification there are six types of isotherms [12,13]: Type-I isotherm is convex upward, Type-III is concave upward, Type-II and Type-V are S-shaped with one inflection point,

* Corresponding author.

E-mail addresses: vaseios.inglezakis@nu.edu.kz (V.J. Inglezakis), stavros.pouloupoulos@nu.edu.kz (S.G. Pouloupoulos), Hossein.kazemian@unbc.ca (H. Kazemian).

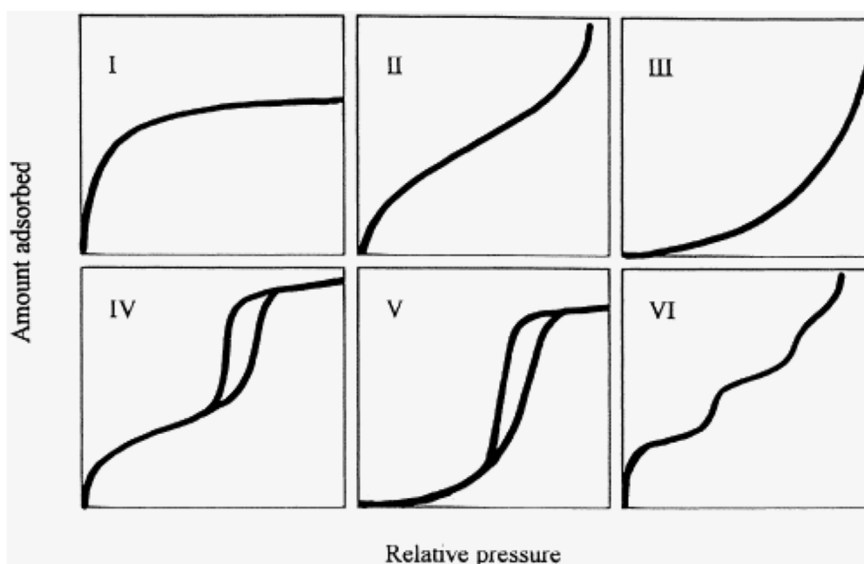


Fig. 1. The Brunauer's classification of isotherms [12].

Type-IV has two inflection points and a hysteresis loop, and Type-VI has several inflection points (Fig. 1). An inflection point is a point on a curve at which the sign of the curvature (i.e., the concavity) changes, which means that the second derivative of the equilibrium equation is zero. If normalized and presented in a dimensionless fractions X-Y diagram, an isotherm with an inflection point crosses the diagonal once ($X = Y$).

Giles et al. [3] classified sorption isotherms based on their initial slopes and curvatures, including several types of S-shaped isotherms. This classification is suitable for the general description of sorption isotherms and describes data rather than equations [14]. Hinz [14] presented a set of mathematical criteria for classifying isotherms, which include curvature (convex or concave), slope at low concentration, asymptotic behavior at high fluid or solid phase concentration, and the number of plateaus and inflection points. Finally, Coltharp [15] developed a quantitative means of classifying isotherms according to sign and extent of deviation from the ideal adsorption system (IAS).

According to Sing et al. [13], the Type-II isotherm is obtained with non-porous or macroporous materials. This S-shaped isotherm represents unrestricted monolayer-multilayer adsorption. The middle section of the isotherm, which is almost linear, is often regarded as the stage at which monolayer coverage is complete and multilayer adsorption begins. The Type-IV isotherm is common in mesoporous materials and the characteristic hysteresis loop is associated with capillary condensation taking place in mesopores. The initial part is attributed to monolayer-multilayer adsorption since it follows the same path as the corresponding part of a Type-II isotherm. The Type-V isotherm is obtained only by certain porous adsorbents and it is related to unfavorable equilibrium (Type-III) in that the adsorbent-adsorbate interaction is weak. According to Giles et al. [3], Type-V isotherms are related to microporous materials. Finally, the Type-VI isotherm, represents stepwise multilayer adsorption on a uniform non-porous surface [13].

According to Giles et al. [3] and Hinz [14], S-Shaped isotherms may have two causes; firstly, solute–solute attractive forces at the surface may cause cooperative adsorption (positive cooperativity) and secondly, the sorption of a solute may be inhibited by a competing reaction within the solution, such as a complexation reaction with a ligand. This is in agreement with Limousin [9], who states that S-shaped isotherms are always the result of at least two opposite mechanisms. An example of cooperative adsorption is the case of non-polar organic compounds and surfactants adsorbed on clays. Non-polar organic compounds have low affinity with clays but as soon as a clay surface is covered by these compounds, other organic molecules are adsorbed more easily [9].

Another example is the presence of ligands and their interaction with metals; at low metal concentrations, the adsorption is limited by the presence of the ligand but at higher concentrations adsorption occurs [9]. The point of inflection is the equilibrium concentration where the adsorption overcomes the negative effects of ligand complexation. S-shaped isotherms are not uncommon in ion exchange systems where the selectivity is reversed after the occupation of active sites reaches a certain point. This can be caused by the existence of two types of sites [9]. Adsorption models such as Langmuir and Freundlich are frequently used to describe ion exchange equilibrium although the phenomenon and underlying mechanisms are different. Ion exchange equilibrium has been presented in detail by Helfferich [16] and Slater [17] and for a rigorous analysis mass-action equilibrium equations are required.

3. S-shaped isotherms and their dimensionless forms

Generally, non-dimensionalization (or normalization) of a mathematical model is the removal of the units from an equation by suitable substitution of variables. It is the formulation of the model with dimensionless quantities only, reducing the number of model parameters. While a dimensional model provides a solution to a particular problem, the dimensionless approach generalizes the problem and can describe many dimensional solutions. The use of dimensionless numbers helps in normalizing an equation and makes it independent of variables sizes, as for example the reactor dimensions, adsorbent particle size and flow rate used in different experimental setups. These dimensionless numbers provide crucial information on how specific conditions influence systems. Furthermore, the use of a limited set of dimensionless parameters simplifies the numerical solution of the models involved. Thus, in order to use isotherms in process modeling they must first be transformed into their dimensionless forms. Besides process modeling, normalization of the equilibrium curves is useful for the interpretation of the sorption mechanism and is commonly used in ion exchange systems [18,19].

The dimensionless solid phase concentration is $Y = q/q_0$ and that of fluid $X = C/C_0$, where, (C) the fluid phase equilibrium concentration, (C_0) the initial fluid phase concentration. (q) the solid phase equilibrium concentration, (q_0) the solid phase equilibrium concentration corresponding to a fluid phase equilibrium concentration of (C_0). Then, a dimensionless equilibrium equation must satisfy the conditions $Y \rightarrow 0$ for $X \rightarrow 0$ and $Y \rightarrow 1$ for $X \rightarrow 1$ and, in particular for S-shaped isotherms, to provide an inflection point ($X = Y$) in the whole range of (X).

3.1. Simple isotherms

3.1.1. Dubinin-Astakhov isotherm

The Dubinin-Astakhov (DA) equation is based on the assumption that the adsorption process follows a pore filling mechanism and accounts for the heterogeneity of the surface. Pore filling mechanism is applicable for microporous materials only [20]. DA equation gives Type-V isotherms:

$$\frac{q}{Q_M} = \exp \left[- \left(\frac{1}{\varepsilon_k} \cdot \ln \frac{P_s}{P} \right)^n \right]$$

where (P) is the gas equilibrium pressure, (P_s) is the gas phase saturation pressure (vapor pressure) and (Q_M) is the saturation solid phase concentration approached at $P = P_s$. For given values of (n), (ε_k) and (P_s), the value of (Q_M) can be derived as DA allows (P) to reach (P_s). For ion exchange systems (or liquid phase adsorption), (P_s) is replaced by the saturation concentration of the ion [20]. Furthermore, in ion exchange, (Q_M) represents the maximum exchange level (MEL) that can be reached for the specific normality or initial concentration of the incoming ion when the initial solution is free from the ion initially in the solid phase [20,21]. Thus, for an ion exchange system with an initial liquid phase concentration of (C_o) we have $q_o = Q_M$. By applying the above equation for an initial phase pressure (P_o) and the respective equilibrium solid concentration (q_o) and dividing the two equations, (Q_M) is eliminated:

$$Y = \exp \left[- \left(\frac{1}{\varepsilon_k} \cdot \ln \frac{X_S}{X} \right)^n + \left(\frac{1}{\varepsilon_k} \cdot \ln X_S \right)^n \right]$$

where $Y = q/q_o$, $X = P/P_o$ and $X_S = P_s/P_o$ ($X_S \geq 1$), $\varepsilon_k > 0$ and $n > 1$ (Fig. 2). The same equation is given by Joly and Perrard [22] while Meghea et al. [23] present a different dimensionless form. For $n = 2$ the Dubinin-Radushkevich isotherm is derived.

DA isotherm describes well equilibria of many vapors and gases onto microporous activated carbon, carbon molecular sieves, clays and zeolites. An important application is the characterization of microporous materials by N_2 and CO_2 adsorption [24,25]. Also, it has been used for studying liquid phase adsorption; for example the adsorption of phenol on activated carbons, benzene and cyclohexane on coal chars, and many other organics such as paracetamol, acetanilide and aniline [26–28]. In ion exchange, a solubility-normalized DA adsorption isotherm has been successfully applied for the removal of lead ions from aqueous solutions by use of natural minerals by Inglezakis et al. [20,29].

Type-V (DA-like) isotherms are frequently obtained for metal organic frameworks (MOFs), which have inherent structural flexibility

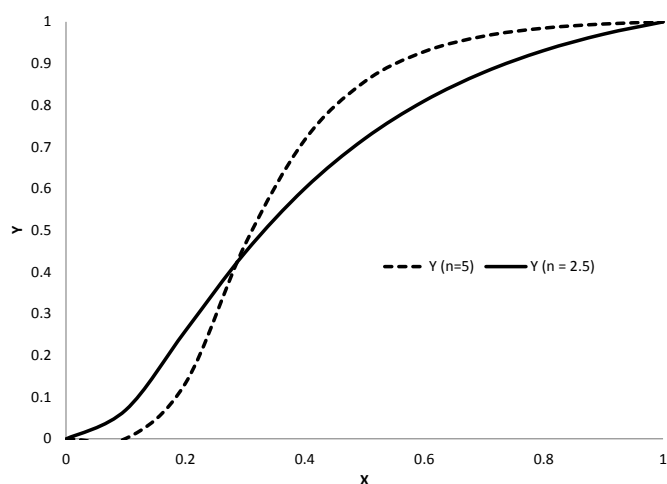


Fig. 2. Dubinin-Astakhov equilibrium equation ($\varepsilon_k = 2$, $X_S = 2$).

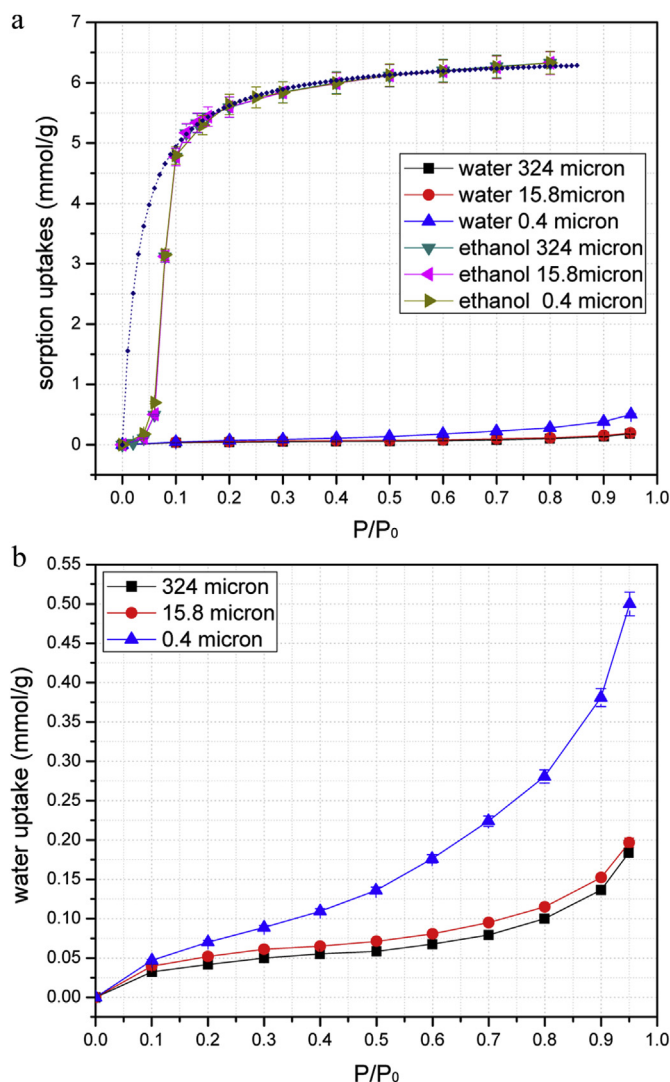


Fig. 3. (a) Water and ethanol adsorption isotherms in ZIF at 35 °C. The dashed line is the ideal Langmuir model fit for ethanol in the hypothetical absence of initial sorption plateau (b) Detailed water adsorption isotherm in ZIF crystals at 35 °C "Reprinted with permission from { Zhang, K., Lively, R. P., Zhang, C., Koros, W. J., Chance, R. R., (2013), J. Phys. Chem. C, 117, 7214–7225}. Copyright {2018} American Chemical Society."

due to their weaker bonds compared to relatively rigid frameworks, such as zeolitic aluminosilicates with strong Si–O covalent bonds [30]. Zhang et al. [31] evaluated zeolitic imidazolate frameworks (ZIF) for the separation of ethanol/water in vapor phase. As it is illustrated in Fig. 3 (a), ethanol showed two distinct steps of adsorption on ZIF with an early stage plateau that happened at low relative pressures. This leads to an S-shaped isotherm of Type-V with low ethanol uptakes at P/P_o up to 0.08 and saturation at P/P_o higher than 0.08. This plateau is a significant obstacle toward adsorption of ethanol on ZIF at lower relative pressure and adversely affects the intrinsic capability of ZIF for ethanol/water separation, particularly for dilute solutions of ethanol in water. On the other hand, water adsorption follows the typical Type-II isotherm, namely the BET (see Brunauer–Emmett–Teller, section 3.1.2).

Another Type-V isotherm similar to DA is that of Meghea et al. [23] derived using the Boltzmann equation. The advantage of this isotherm consists in its well-fitting of some experiments including special cases, such as the charge transfer complexes formed in some bi-solute competitive adsorption. The equation is:

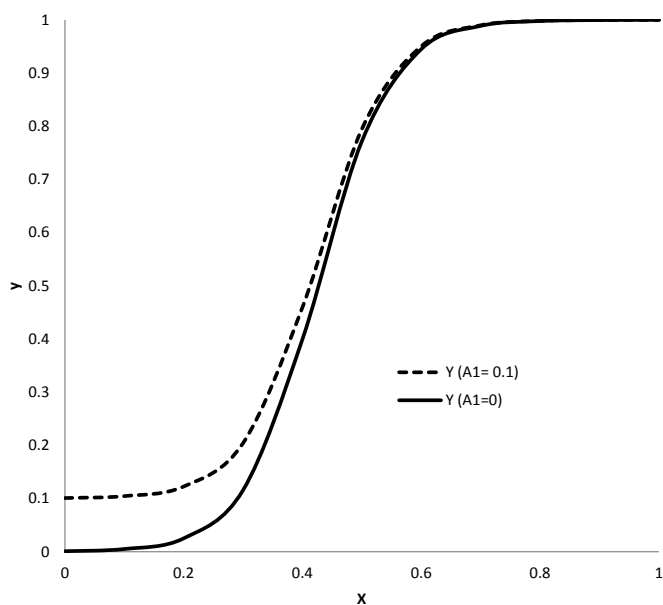


Fig. 4. Meghea equilibrium equation ($A_2 = 1$, $B_0 = 0.425$, $B_1 = 0.0615$).

$$Y = \frac{(A_1 - A_2)}{1 + \exp\left(\frac{X - B_0}{B_1}\right)} + A_2$$

Where A_1 , A_2 , B_0 and B_1 constants (Fig. 4). Meghea model has been used to describe the adsorption of phenolic compounds from water on activated carbon [23].

In the case of water adsorption on carbons, the mechanism can be different than micropore filling, i.e. cluster formation mechanism. For such systems, there is a number of DA-like Type-V isotherms, as the Dubinin-Serpinski, Mahle and Talu, and Meunier isotherms presented by Furmaniak et al. [11], which are not repeated here as they are very close to the shape given by the DA isotherm.

3.1.2. Brunauer–Emmett–Teller isotherm

Brunauer–Emmett–Teller (BET) equation accounts for multilayer adsorption with no limit in the number of layers, which can be accommodated on the energetically homogeneous surface. According to the BET model, the adsorbed molecules in one layer can act as adsorption sites for molecules in the next layer [32]. BET gives Type-II isotherms:

$$\frac{q}{q_M} = \frac{k \cdot \left(\frac{P}{P_s}\right)}{\left(1 - \frac{P}{P_s}\right) \cdot \left(1 - \frac{P}{P_s} + k \cdot \frac{P}{P_s}\right)}$$

where (P) and (q) are the gas phase pressure and solid phase equilibrium concentration, respectively, (P_s) is the gas phase saturation pressure, (q_M) is the monolayer coverage concentration of the solid phase and $k > 0$. In contrast to the DA isotherm, BET does not have a finite solid phase concentration limit (saturation), and as the fluid phase concentration reaches the saturation concentration, the solid phase concentration limit is infinite. Thus, while DA allows the determination of (Q_M) by letting $P = P_s$, this is not possible in the case of BET, and (q_M) is calculated in a different way. By applying the above equation for an initial gas pressure (P_o) and the respective equilibrium solid concentration (q_o) , and then dividing the two equations, (q_M) is eliminated:

$$Y = \frac{X \cdot (X_S - 1) \cdot (X_S - 1 + k)}{(X_S - X) \cdot (X_S - X + k \cdot X)}$$

where $X_S = P_s/P_o$ ($X_S > 1$) and $k > 0$. The non-dimensional form of BET gives S-shaped isotherms for certain combinations of (X_S) and (k)

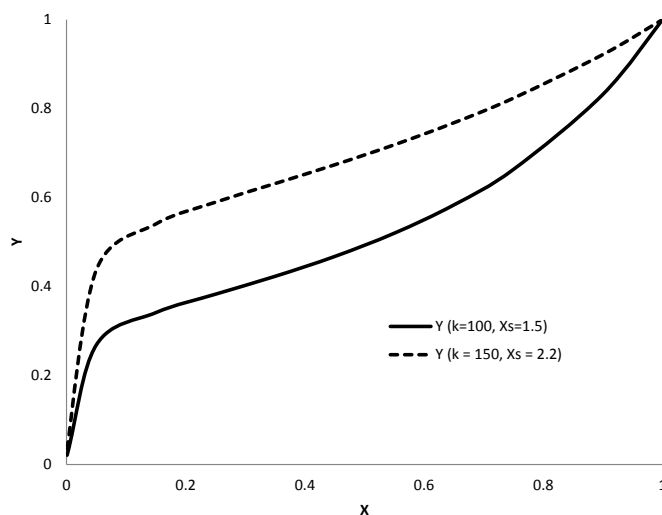


Fig. 5. Brunauer–Emmett–Teller equilibrium equation.

(Fig. 5). A different dimensionless BET form is provided by Meghea et al. [23].

BET equation remains the most widely used of all adsorption isotherm equations and it is extensively used for determining the surface area of porous and non-porous adsorbents [32]. BET isotherm is popular in water vapor adsorption applications (see Fig. 3a) and gas-phase adsorption [11,33]. Furthermore, it has been used for the adsorption of phenolic compounds from water by use of activated carbon [23].

Concerning water vapor adsorption, the shape of the isotherm depends on the specific type of carbon and can be either Type-II or Type-V. Furmaniak et al. [11] presents a set of BET-like Type-II isotherms for the adsorption of water on carbons like D'Arcy and Watt isotherm, and Guggenheim, Anderson and de Boer model which are not repeated here as they are very close to the shape given by the BET isotherm. Finally, modified BET isotherms have been applied to several systems, as for example by Woodruff and Revil [34] for the sorption and desorption of bound water in clays, sand-clay mixtures, and shales, and by Tan and O'Haver [35] for the adsorption of styrene from liquid solutions onto silica.

Stokes and Robinson [36] adapted the BET model for concentrated aqueous electrolyte solutions assuming that salts in solution have several sites of adsorption for solvent. They proposed a relation between the water activity and stoichiometric mole fraction of the salt, and introduced a constant related to the heat of adsorption of water (monomolecular layer solvation). Letellier et al. [37] employed this modified BET model to study the mixing behavior of different surfactants beyond their aggregation threshold. This model describes the properties of mixed micelles of two pure surfactants in a wide composition range. The BET model has also been used to the water-nitric acid system for the determination of mean ionic activity coefficients [38].

3.1.3. Equation of states-derived isotherms

Based on the corresponding-states equation (CSE), Radke and Prausnitz [39] derived a semi-theoretical correlation for the adsorption from dilute solutions. The equation is also called Virial Isotherm [23,39]:

$$\frac{K_o \cdot X}{Y} = 1 + K_1 \cdot Y + K_2 \cdot Y^2 + \dots$$

where the constants (K_i) are called adsorption virial coefficients. This equation gives Type-V isotherms for $K_o > 0$, $K_1 < 0$ and $K_2 > 0$ (Fig. 6). The CSE model was used for the adsorption of phenolic compounds from water by use of activated carbon [23].

An equation of the same form but with four terms is given by Vermeulen [40]. Vermeulen et al. [41] provided one more equation,

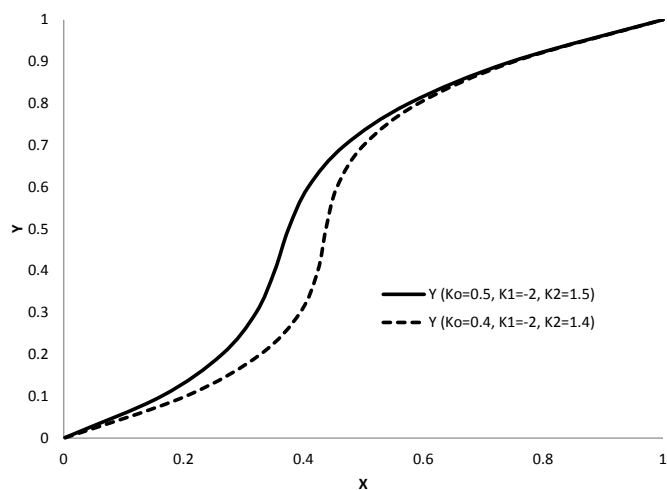


Fig. 6. CSE equilibrium equation.

this time with three terms (trinomial), solved for both X (as above) and (Y) but without any discussion on their derivation. The equation is:

$$Y = (1 - k_1 - k_2) \cdot X + k_1 \cdot X^2 + k_2 \cdot X^3$$

This equation gives Type-V isotherms for $k_1 > 0$ and $3 \cdot k_2 < -k_1$ and, less successfully, Type-II isotherms for $k_1 < 0$ and $3 \cdot k_2 > -k_1$ (Fig. 7). Ruthven [6] presented this equation with an additional term, derived from statistical thermodynamic models. Trinomial equations have been used in ion exchange systems [42].

3.1.4. Ion exchange equilibria

Concerning ion exchange equilibria, S-shaped isotherms are frequently encountered and are successfully modeled by use of rigorous albeit complex ion exchange equilibrium models, an analysis which is beyond the scope of the present paper [18,19]. The mass-action equation in its simplified form for binary systems is [54]:

$$K_{AB} = \left(\frac{\bar{E}_A}{E_A}\right)^{z_B} \cdot \left(\frac{E_B}{\bar{E}_A}\right)^{z_A} \cdot \left(\frac{N}{Q_M}\right)^{z_A - z_B}$$

where (K_{AB}) is the equilibrium constant, (\bar{E}) and (E) the equivalent fractions in solid and liquid phase of ions A and B, (N) is the solution normality (constant in ion exchange) and (Q_M) the ion exchanger capacity in equivalents. Molar and equivalent concentrations are related by $N_i = z_i \cdot C_i$, where (z_i) is the ion valence. This simplified version of equilibrium constant is valid for ideal solution behavior otherwise activities must be used, rendering the equation and determination of

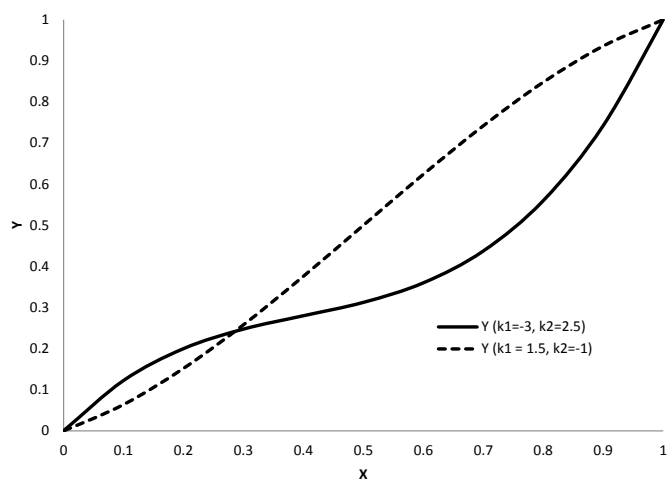


Fig. 7. Trinomial equilibrium equation.

several parameters a tedious and complex task. The equilibrium constants can be calculated by use of thermodynamics or determined by use of experimental techniques and then used with mass-action equation to provide a relationship between liquid and solid compositions. Solving for the solid phase concentration, a relationship between the liquid and solid phase equivalent fractions can be derived, giving equations in the form of adsorption X-Y isotherms:

$$\bar{E} = f(K_{AB}, E_i, n)$$

For example, for the exchange of monovalent ions in ideal solutions the equilibrium constant becomes a simple expression of molar fractions:

$$K_{AB} = \frac{Y_A \cdot X_B}{X_A \cdot Y_B} = \frac{Y_A \cdot (1 - X_A)}{X_A \cdot (1 - Y_A)} = \frac{X_B \cdot (1 - Y_B)}{Y_B \cdot (1 - X_B)}$$

Solving for the solid phase equilibrium concentration of ion (B), this equation takes the following familiar form of the dimensionless Langmuir isotherm:

$$Y = \frac{X}{K + (1 - K) \cdot X}$$

Solving for the solid phase equilibrium concentration of ion (A) we get:

$$Y = \frac{K \cdot X}{1 + (K - 1) \cdot X}$$

For $K < 1$ the first isotherm is favorable and the second unfavorable and the opposite for $K > 1$.

3.2. Hybrid isotherms

Hybrid isotherms are modifications or combinations of simple models able to represent more complex systems. Isotherms based on the multisite (heterogeneous) solid phase concept are presented in paragraph 3.3.

3.2.1. Modified Langmuir isotherms

Gu et al. [43] developed a semi-theoretical model based on Langmuir isotherm, named Modified Langmuir model or Modified Langmuir Model with q-Dependent Affinity (QKLM) [44]. The model equation is:

$$\frac{q}{Q_M} = \frac{k(q) \cdot C}{1 + k(q) \cdot C}$$

where $k(q)$ is defined as surface excess-dependent affinity parameter:

$$k(q) = k \cdot e^{-2bq}$$

The parameter (b) presumably takes into account the features of changing energies of adsorption with changing surface coverage. This model was successfully applied for the adsorption of natural organic matter on iron oxide [43]. Due to the dependence of the affinity parameter on the solid phase loading, the above equation cannot be normalized; however an equivalent non-dimensional form can be the following:

$$Y = \frac{X}{K \cdot e^{-BY} + (1 - K \cdot e^{-BY}) \cdot X}$$

The QKLM model gives both Type-II and Type-V isotherms (Fig. 8). The dimensionless form, as well as the original equation devised by Gu et al. [43] becomes equivalent to the Langmuir model for $B = 0$ or $b = 0$, respectively.

Zhu and Gu [45] model is not a combination of isotherms but a combination of two-step adsorption and mass action models. The isotherm is:

$$\frac{q}{Q_M} = \frac{k_1 \cdot C \cdot \left(\frac{1}{n} + k_2 \cdot C^{n-1}\right)}{1 + k_1 \cdot C \cdot (1 + k_2 \cdot C^{n-1})}$$

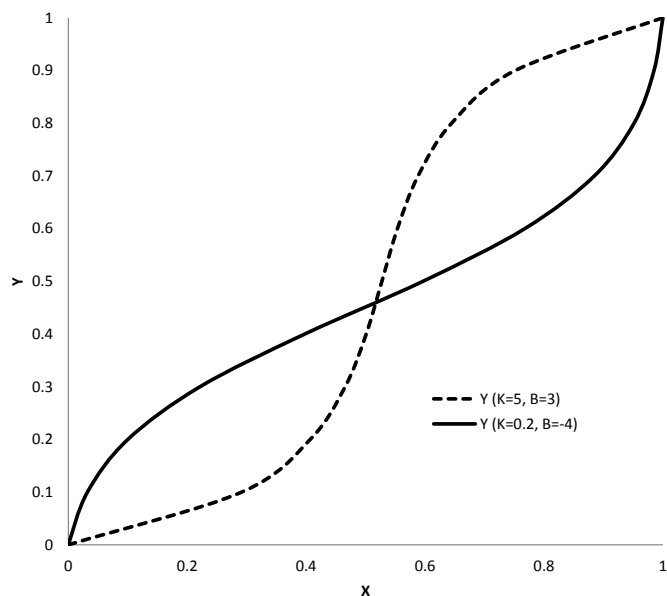


Fig. 8. QKLM model.

For certain combinations of (k_1) , (k_2) and (n) this equation gives Langmuir (Type-I), S-shaped (Type-V) and isotherms with two plateaus (Type-IV). When $k_2 \cdot C^{n-1} \gg 1$ the equation is reduced to Sips isotherm with $K = k_1 \cdot k_2$ (see section 3.2.2). Zhu and Gu [45] applied this equation in the adsorption of surfactants on carbons and silica gel. The two-step adsorption mechanism was proposed where the surfactant molecules are firstly adsorbed through the interactions between the molecules and the solid surface through electrostatic and/or specific (e.g. van der Waals) attraction, and then through the hydrophobic interaction between the adsorbed surfactant molecules, a step in which the adsorption increases dramatically. Also, Zhu and Gu model was used by Markou et al. [46] for the sorption of orthophosphate on modified bentonite. The model successfully interpreted the experimental data and suggested antagonistic interactions on the surface of the solid phase.

In Zhu and Gu equation, (Q_M) cannot be eliminated and the dimensionless form is essentially the same as the dimensional one:

$$Y = \frac{(Y_M \cdot K_1) \cdot X \cdot \left(\frac{1}{n} + K_2 \cdot X^{n-1}\right)}{1 + K_1 \cdot X \cdot (1 + K_2 \cdot X^{n-1})}$$

where $K_1 = k_1 C_0$ and $K_2 = k_2 C_0^{n-1}$. Also, the requirement $Y \rightarrow 1$ for $X \rightarrow 1$ gives the following condition:

$$Y_M = \left[\frac{K_1 \cdot \left(\frac{1}{n} + K_2\right)}{1 + K_1(1 + K_2)} \right]^{-1}$$

This equation gives an inflection point for $K_1 > 0$, $K_2 > 0$ and $n > 1$ (Fig. 9).

A purely empirical equation is given by Limousin et al. [9] and is called sigmoidal Langmuir:

$$\frac{q}{Q_M} = \frac{k_1 \cdot C}{1 + k_1 \cdot C + \frac{k_2}{C}}$$

where (Q_M) is the maximum solid capacity. In this equation, (Q_M) cannot be eliminated and the dimensionless form is essentially the same as the dimensional one:

$$Y = \frac{Y_M \cdot X}{K_1 + X + \frac{K_2}{X}}$$

where $Y_M = Q_M/q_0$ ($Y_M \geq 1$), $K_1 = 1/k_1 C_0$ and $K_2 = K_1 k_2 / C_0$

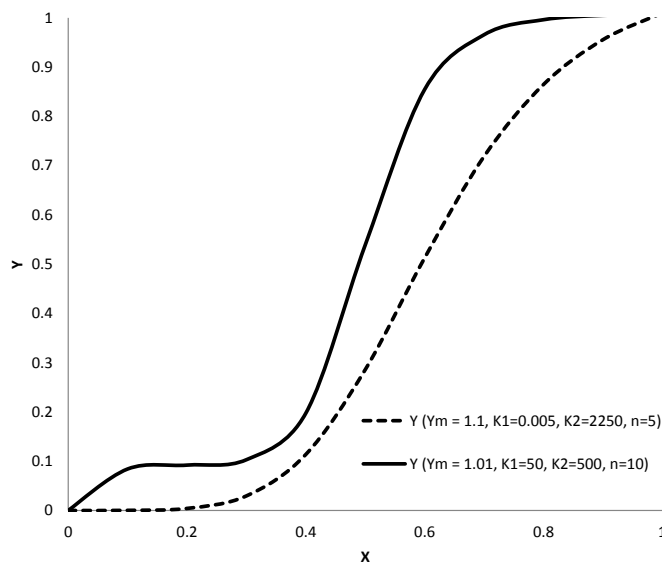


Fig. 9. Zhu and Gu equilibrium equation.

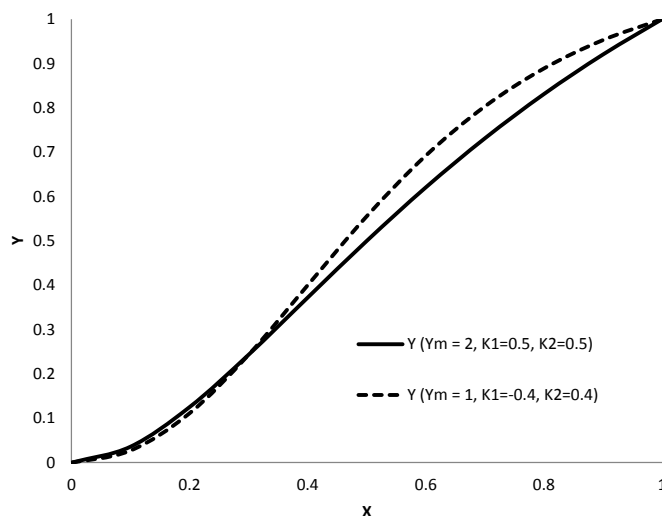


Fig. 10. Sigmoidal Langmuir equilibrium equation.

($K_2 > 0$). Also, the requirement $Y \rightarrow 1$ for $X \rightarrow 1$ gives the following condition: $K_1 + K_2 = Y_M - 1$. This isotherm is of Type-V isotherms (Fig. 10). The problem with this isotherm is that its curvature which is close to the linear isotherm.

3.2.2. Sips isotherm

Sips isotherm is a combination of Langmuir and Freundlich isotherms [47]:

$$\frac{q}{Q_M} = \frac{k \cdot C^n}{1 + k \cdot C^n}$$

The parameter (n) could be regarded as characteristic of the heterogeneity of the surface and the larger is this parameter the more heterogeneous is the system.

Sips model assumes monolayer coverage and is useful to describe adsorption of gases and vapors below the capillary condensation region [47]. For instance, Kayal et al. [48] studied water adsorption properties of zeolites for application in adsorption chillers. They found that water vapor adsorption on these materials exhibited a Type-V isotherm with hydrophobic behavior at lower pressures. Dubinin Astakhov (DA) and a modified Sips model were used to correlate the data. Sips model has also been used for adsorption in liquid phase, as for example in triclosan

adsorption on diatomite [49], and bio-sorption of heavy metals ions, as for chromium and copper on *Sargassum* sp [50] and nickel on *S. pombe* [51]. Moreover, Sips model is proven to be useful in cases where Langmuir and Freundlich isotherms fail, as for example in pH-dependent adsorption. Jeppu and Clement [52] suggested the Sips model, referred to as modified Langmuir-Freundlich (MLF) isotherm, for the pH-dependent adsorption of As (V) onto pure goethite and goethite-coated sand adsorbents.

Grant et al. [44] aimed at developing a series of modified Langmuir equations that could be used on S-shaped experimentally-derived isotherms. They studied the adsorption of two mycotoxins, aflatoxin B1 (Afb1) and cyclopiazonic acid (CPA) on two clays, kaolinite and montmorillonite). The several forms of Langmuir isotherm, i.e. simple, multi-site composite (see section 3.3) and the q-dependent affinity (QKLM) isotherm did not fit adequately the experimental data that displayed multisite adsorption or multiple plateaus. Therefore, they suggested several modifications of the Langmuir models based on the insertion of an additional constant, which represented the concentration value on the concentration axis necessary to shift a Langmuir-shaped isotherm to match part of an S- or complex-shaped isotherm. These shifted-modified Langmuir isotherms are essentially Sips isotherms with an additional variable to account for the shift, i.e. the liquid phase concentration (C) is replaced with (C-C_s), where (C_s) is the shifted concentration. Fig. 11 illustrates the data of Afb1 adsorption on kaolinite fitted by LM, QKLM, and the SQKLM models.

Sips isotherm can be normalized in the same way as the Langmuir isotherm, by setting [17]:

$$K = \frac{1}{1 + k \cdot C_0^n}$$

Then, by applying the equilibrium equation for an initial liquid concentration (C₀) and the respective equilibrium solid concentration (q₀), and dividing the two equations, (Q_M) is eliminated:

$$Y = \frac{X^n}{K + (1 - K) \cdot X^n}$$

where K > 0 and n > 0. This isotherm is also called Langmuir-Freundlich isotherm and is considered to be empirical [9,14,23,47]. Furthermore, it gives both Type-II and Type-V isotherms (Fig. 12).

A similar to Sips model and purely empirical is given by Vermeulen [40] in an article where he presents a variety of isotherms, including an empirical equation for S-shaped isotherms:

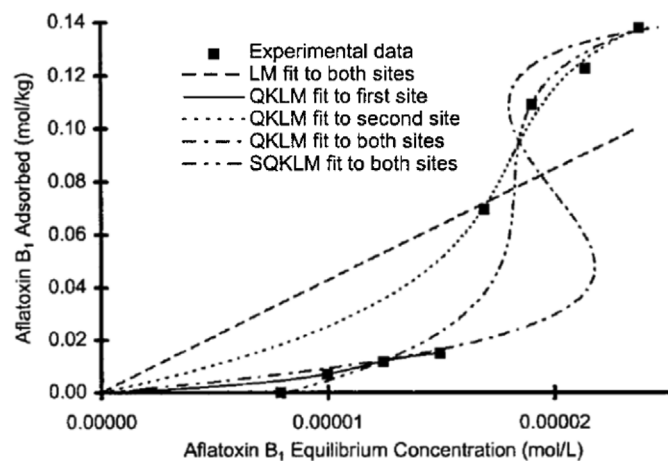


Fig. 11. Isotherm data of Afb1 adsorption onto kaolinite fit by the Langmuir model (LM), the q-dependent affinity modification of the Langmuir model (QKLM), and the shifted QKLM (SQKLM). "Reprinted with permission from {Grant, P. D., Lemke, S. L., Dwyer, M. R., Phillips, T. D. (1998), Langmuir, 14, 4292–4299}. Copyright {2018} American Chemical Society."

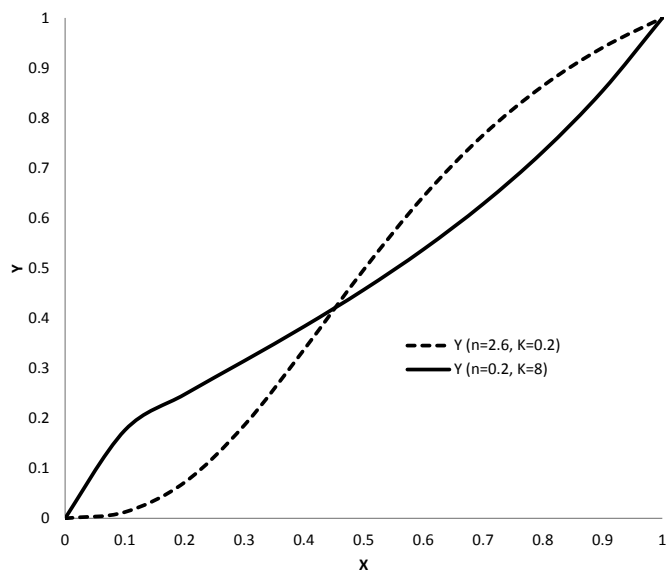


Fig. 12. Sips equilibrium equation.

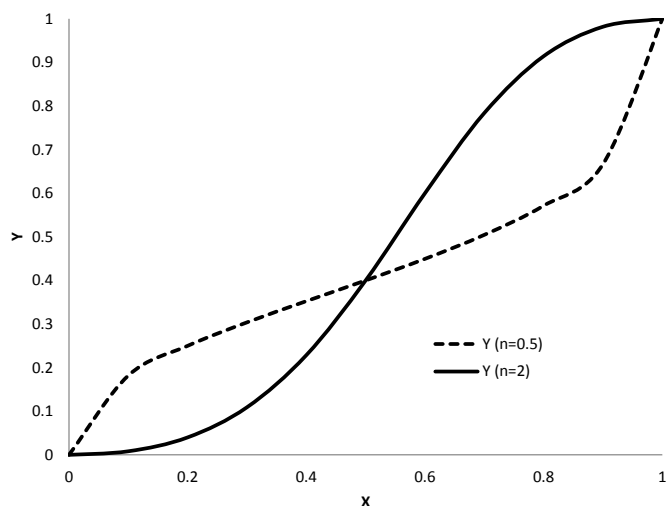


Fig. 13. Vermeulen equilibrium equation (K = 1.5).

$$Y = \frac{X^n}{X^n + K \cdot (1 - X)^n}$$

where K > 0. This equation fits both Type-II (0 < n < 1) and Type-V (n > 1) (Fig. 13).

3.3. Composite isotherms

Adsorption equilibrium data of a number of microporous solids do not conform to the simple isotherms, which has been attributed to the heterogeneity of the solids surface [47]. For these cases, composite isotherms or the so-called inhomogeneous models can be used to describe multisite (heterogeneous) solid phases behaving differently towards the same component. One simple approach is to assume that the solid is composed of two distinct regions with no interaction between them. With this assumption equilibrium equations can be applied to each region and the overall isotherm is simply the summation of the two equations [6,47].

3.3.1. Double selectivity model

Limousin et al. [9] discussed the use of the modified Langmuir models for multisite or competitive adsorption. For example, in the case

of the existence of different types of adsorption sites the isotherm takes the form:

$$q = \sum_{i=1}^p Q_{M,i} \frac{K_i \cdot C}{1 + K_i \cdot C}$$

A similar approach has been followed for the DA isotherm deriving the so-called Modified Dubinin Equations [47]. The idea has been extended and successfully applied on ion exchange systems with selectivity reversal. In binary ion exchange systems, this selectivity reversal means that the preferential affinity of the solid for one of the two ions shifts to the other ion when the fraction of active sites occupied by the first ion reaches a certain value, and this can be caused by the existence of two types of sites. Bricio et al [53], and later Pepe et al. [54] developed the Double Selectivity Model (DSM) for heterogeneous ion exchangers by using the concept of multisite adsorption. The general form is the one of modified Langmuir models:

$$\bar{E} = p \cdot \bar{E}_1 + (1 - p) \cdot \bar{E}_2$$

where the solid phase equivalent fractions are given by the respective equilibrium constants (K_{AB}) of each type of sites. For example, in the case of the exchange of monovalent ions, the derived equation is:

$$Y = p \cdot \frac{K_1 \cdot X}{1 + (K_1 - 1) \cdot X} + (1 - p) \cdot \frac{K_2 \cdot X}{1 + (K_2 - 1) \cdot X}$$

This approach is particularly useful as it gives Type-II isotherms and can correlate experimental data by fitting (p), (K_1) and (K_2) without the need for the numerous and difficult to be derived equilibrium constants (Fig. 14).

DSM models have been used for the ion exchange of cations on resins by Bricio et al. [53] and zeolites by Pepe et al. [54] and Iucolano et al. [55].

3.3.2. Langmuir-Sips model

Hsu et al. [56] and Lee et al. [57] discuss the application of a composite Langmuir-Sips isotherm on water and organic compounds, respectively. Lee et al. [57] employs this model as it can represent equilibrium data by Langmuir isotherm at low pressure and Sips isotherm at moderate pressure to account for capillary condensation. Lee et al. [57] present the following form of the Langmuir-Sips equation:

$$q = m \cdot \left[\frac{k \cdot P}{1 + k \cdot P} + \frac{k_1 \cdot P^n}{1 + k_1 \cdot P^n} \right]$$

The Langmuir-Sips equation finds application also in the adsorption of vapors of polar and nonpolar organic compounds on mesoporous

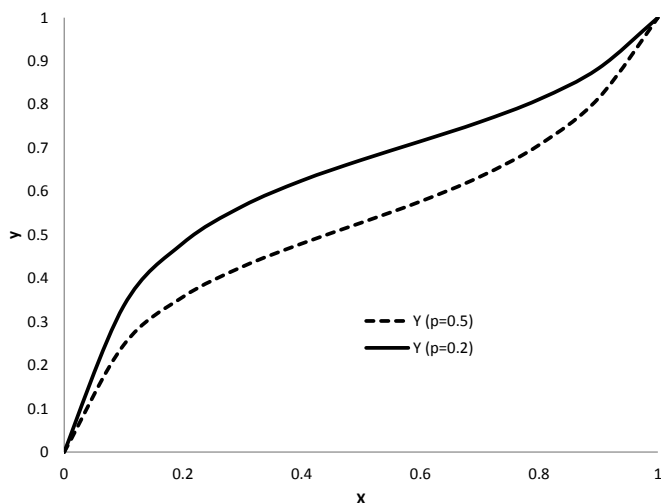


Fig. 14. Double Selectivity Model equilibrium equation ($K_1 = 8$, $K_2 = 0.2$).

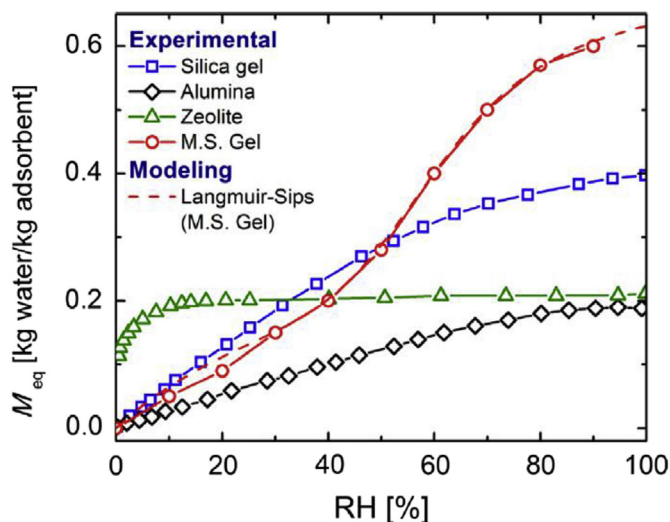


Fig. 15. Variations of the adsorbed water at equilibrium (M_{eq}) (at room temperature) for different relative humidity (RH) levels for various adsorbents. The red dashed curve is the theoretical fitting of the M. S. Gel isotherm by the modified Langmuir-Sips theory. "Reprinted with permission from {Hsu, W.-L., Paul, S., Shamim, J. A., Kitaoka, K., Daiguji, H. (2018), International Journal of Heat and Mass Transfer, 116, 1370–1378}. Copyright {2018} Elsevier.". (For interpretation of the references to colour in this figure legend, the reader is referred to the Web version of this article.)

silicate and the water adsorption on a silica-based high-purity spherical gel [56,57]. The latter is a Type-V isotherm, as shown in Fig. 15.

Wu et al. [58] used a zeolitic imidazolate framework (ZIF) for the separation of CO_2 from CH_4 in a vacuum swing adsorption process. The derived isotherms were of Type-V and Type-IV. A modified triple-site Sips equation was proposed for representing the experimental data. The solid lines in Fig. 16 represent the modified triple-site Sips isotherm model.

Following the same procedure as in the normalization of Sips equation:

$$K = \frac{1}{1 + k \cdot P_0}$$

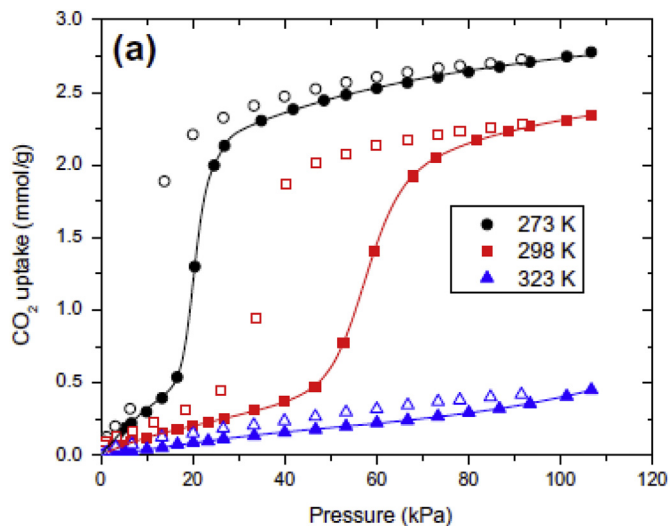


Fig. 16. Adsorption isotherms of CO_2 on ZIF; filled symbols, adsorption; open symbols, desorption; solid line, modified dual-site Sips equation. "Reprinted with permission from {Wu, X., Shahrak, M.N., Yuan, B., Deng, S., (2014), Microporous and Mesoporous Materials, 190, 189–196.}. Copyright {2018} Elsevier."

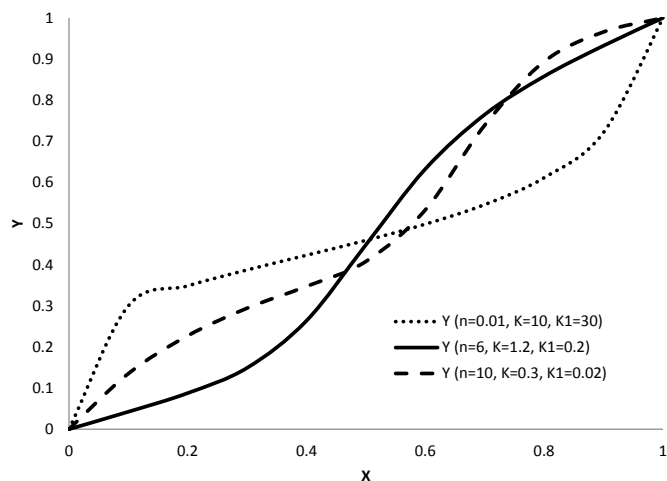


Fig. 17. Langmuir-Sips equilibrium equation.

$$K_1 = \frac{1}{1 + k_1 \cdot P_o^n}$$

Then:

$$Y = 0.5 \cdot \left[\frac{X}{K + (1 - K) \cdot X} + \frac{X^n}{K_1 + (1 - K_1) X^n} \right]$$

The normalized equation gives $Y \rightarrow 2$ for $X \rightarrow 1$ and thus the factor 0.5 is introduced in order to fulfill the condition $Y \rightarrow 1$ for $X \rightarrow 1$. This equation can give Type II, Type V as well as isotherms with more than one inflection points (Fig. 17). The factor of 0.5 is not needed if two types of adsorption sites are allowed leading to a modified Langmuir-Sips equation:

$$Y = p \cdot \frac{X}{K + (1 - K) \cdot X} + (1 - p) \cdot \frac{X^n}{K_1 + (1 - K_1) X^n}$$

A multisite heterogeneous model similar to the above one is the Do-Do [11]. The basic difference is that the Do-Do model is comprised of two Sips equations with different exponents able to give Type-IV isotherms with more than one inflection points.

3.3.3. Langmuir-Ising model

Rutherford [59] presented a composite isotherm with contributions from the Ising equation, representing the first mode of adsorption, and the Langmuir equation, representing the second mode of adsorption. The Langmuir-Ising equation is:

$$q = \frac{Q_M \cdot k \cdot \left(\frac{P}{P_s}\right)}{1 + k \cdot \left(\frac{P}{P_s}\right)} + \frac{Q_{M1} \cdot k_1 \cdot \left(\frac{P}{P_s}\right)}{k_1 \cdot \left(\frac{P}{P_s}\right) + w^2}$$

where

$$w = 0.5 \cdot \left[1 - k_2 \cdot \left(\frac{P}{P_s}\right) + \sqrt{\left(1 - k_2 \cdot \left(\frac{P}{P_s}\right)\right)^2 + 4 \cdot k_1 \cdot \left(\frac{P}{P_s}\right)} \right]$$

In this equation (Q_M) cannot be eliminated and the dimensionless form is essentially the same as the dimensional one:

$$Y = p \cdot \frac{Y_T \cdot k \cdot \left(\frac{X}{X_s}\right)}{1 + k \cdot \left(\frac{X}{X_s}\right)} + (1 - p) \cdot \frac{Y_T \cdot k_1 \cdot \left(\frac{X}{X_s}\right)}{k \cdot \left(\frac{X}{X_s}\right) + w^2}$$

Where $X_s = P_s/P_o$ ($X_s \geq 1$), $Y_T = Q_T/q_o$ ($Y_T \geq 1$), $Q_T = Q_M + Q_{M1}$ and $p = (Q_M/Q_T)$. Also:

$$w = 0.5 \cdot \left[1 - k_2 \cdot \left(\frac{X}{X_s}\right) + \sqrt{\left(1 - k_2 \cdot \left(\frac{X}{X_s}\right)\right)^2 + 4 \cdot k_1 \cdot \left(\frac{X}{X_s}\right)} \right]$$

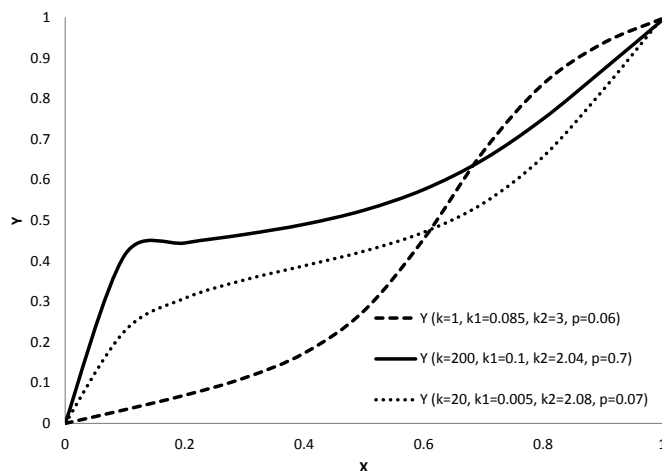


Fig. 18. Langmuir-Ising equilibrium equation ($Y_T = 1.5$, $X_S = 2$).

This equation can provide BET-like as well as other Type-II and Type-V isotherms (Fig. 18). Although different in form, Malakhov and Volkov model, based on the cooperative multimolecular sorption mechanism, also gives both Type-II and Type-V isotherms and can be reduced to the Ising and/or BET models [11,61].

Langmuir-Ising model was used by Rutherford [59] for the adsorption of water vapors on carbon molecular sieves. Another application of the model was the CO₂ adsorption from the main flue gas components on carbon honeycomb monoliths with different textural development in a pressure and temperature range of interest for post-combustion CO₂ capture [60]. Malakov et al. [61] used a similar model for the adsorption of alcohols on polymeric materials.

The isotherms discussed in this paper are summarized in Table 1. Some of the reported S-Shape isotherms for different adsorption/separation process in both gas and liquid phases are shown in Table 2.

4. Conclusions

An in-depth analysis of S-shaped isotherms and their dimensionless forms is presented, which is of great importance for modeling of separation and catalytic processes and interpretation of equilibrium data. In total thirteen S-shaped isotherms with a single inflection point are discussed and grouped into three groups, namely simple, hybrid and composite isotherms. The discussion includes theoretical, empirical and semi-empirical models for monolayer and multilayer adsorption and pore filling, excluding capillary condensation phenomena. As the review revealed, S-shaped isotherms are extensively encountered in all

Table 1
Summary of S-shaped isotherms.

Isotherm	S-shaped type	Number of variables	Derivation
Brunauer–Emmett–Teller	II	2	Theoretical
Sips	II, V	2	Empirical
QK Langmuir model	II, V	2	Semi-theoretical
Trinomial	II, V	2	Empirical
Vermeulen	II, V	2	Empirical
Sigmoidal Langmuir	V	3	Empirical
Dubinin–Astakhov	V	3	Semi-empirical
Langmuir-Sips	II, V	3	Empirical
DSM	II	3	Theoretical
CSE	V	3	Semi-theoretical
Langmuir-Ising	II, V	4	Empirical
Zhu-Gu	V	4	Theoretical
Meghea	V	4	Empirical

Table 2
Typical S-Shape isotherms reported for different adsorption/separation processes.

Solid phase	Isotherm type	Models(s)	Fluid phase	Component(s)	Reference
Ion exchange					
Natural zeolite	Type-II	Several arbitrary polynomial expressions	Liquid	Chromium (III)	Barros et al. [62]
Resins	Type-II	Double selectivity model (DSM)	Liquid	Several cations	Bricio et al. [53]
Zeolite	Type-II	Double selectivity model (DSM)	Liquid	Several cations	Pepe et al. [54]
Zeolite	Type-II	Double selectivity model (DSM)	Liquid	Lead	Iucolano et al. [55]
Zeolite	Type-I	Modified DA model	Liquid	Lead	Inglezakis [20]
Zeolite and clays	Type-I	Modified DA model	Liquid	Lead	Inglezakis et al. [29]
Natural zeolite	Type-II	No model applied	Liquid	Heavy metals	Inglezakis et al. [63]
Adsorption					
Coal chars	Type-V	DA model	Liquid	Benzene and cyclohexane	Siemieniwska et al. [26]
Carbon	Type-V	DA model	Liquid	Several organics	Terzyk [27]
Carbons	Type-V	DA model	Gas	CO ₂	Burevski [24]
Carbons and clays	Type-V	DA model	Gas	N ₂	Gil and Grange [25]
Aluminophosphate based zeolites	Type-V	DA model	Gas	H ₂ O	Kayal et al. [48]
		Sips model (Modified Langmuir equation)			
Silica	Type-II	Modified BET	Liquid	Styrene	Tan and O'Haver [35]
Activated carbon	Type-V	BET, DA and CSE and Meghea et al. models	Liquid	Phenols	Meghea et al. [23]
Goethite and goethite-coated sand adsorbents	Type-I	Sips isotherm	Liquid	As (V)	Jeppu and Clement [52]
Diatomite mineral	Type-II	Sips isotherm	Liquid	Triclosan	Sharipova et al. [49]
Kaolinite	Type-V	Shifted squared Langmuir model (Modified Sips model with n = 2)	Liquid	Aflatoxin B1 (Afb1)	Grant et al. [44]
Montmorillonite				Cyclopiazonic acid (CPA)	
Zeolitic imidazolate frameworks (ZIFs)	Type-V	Modified triple-site Sips equation	Gas	CO ₂ /CH ₄	Wu et al. [58]
Modified bentonite	Type-V	Zhu and Gu model	Liquid	Orthophosphate	Markou et al. [46]
Carbon and silica gel	Type-V	Zhu and Gu model	Liquid	Surfactants	Zhu and Gu [45]
	Type-IV				
Silica-based materials	Type-V	Langmuir-Sips model	Gas	H ₂ O	Hsu et al. [56]
Mesoporous silicate	Type-II	Langmuir-Sips model	Gas	Polar and Nonpolar Organic Compounds	Lee [57]
	Type-IV				
Carbon molecular sieve	Type-II	Langmuir-Ising model	Gas	H ₂ O	Rutherford [59]
	Type-IV				
Carbon-based honeycomb monoliths	Type-II	Langmuir-Ising model	Gas	H ₂ O	Querejeta et al. [60]
Polymer material	Type-II	Modified Langmuir-Ising model	Gas	Several alcohols	Malakhov et al. [61]
	Type-V				
Iron oxide	Not given	QK Langmuir model (QKLM)	Liquid	Natural organic matter	Gu et al. [43]
Metalorganic Frameworks (MOFs)	Type-V	Rigorous theoretical thermodynamic models	Gas	CO ₂ , benzene	Pera-Titus and Farrusseng [30]
	Type-IV				
Carbons	Type-V	Several sigmoidal	Gas	H ₂ O	Furmaniak et al. [11]
	Type-II				
Chemically modified agricultural solid waste	Type-II	–	Liquid	Heavy metals	Mosa et al. [64]
	Type-V				
Zeolitic imidazolate frameworks (ZIFs)	Type-II	–	Gas	Ethanol/water	Zhang et al. [31]
	Type-V				
Mesoporous organosilicas	Type-V	–	Liquid	Heavy organic pollutants	Ganiyu et al. [65]
Metal-organic frameworks (MOFs)	Type-IV	–	Gas	CO ₂	Choi et al. [66]
Synthetic zeolites	Type-II	–	Liquid	Pesticides	Rasamimanana et al. [67]
Bio-sorption					
<i>Sargassum</i> sp	Type-II	Sips isotherm	Liquid	Copper and chromium ions	Steffen et al. [50]
<i>S. pombe</i>	Type-II	Sips isotherm	Liquid	Nickel ions	Özen et al. [51]

kinds of adsorption (gas and liquid) as well as in ion exchange systems. This study comes to complement the previously published literature on the equilibrium isotherms, covering insights on the physical basis and applications of S-shaped isotherms.

References

- [1] K.Y. Foo, B.H. Hameed, Insights into the modeling of adsorption isotherm systems, *Chem. Eng. J.* 156 (2010) 2–10.
- [2] V.J. Inglezakis, M.M. Fyrillas, Adsorption fixed beds modeling revisited; generalized solutions for S-Shaped isotherms, *Chem. Eng. Commun.* 204 (2017) 1299–1317.
- [3] C.H. Giles, D. Smith, A. Huitson, A general treatment and classification of the solute adsorption isotherm. I: Theoretical, *J. Colloid Interface Sci.* 47 (1974) 755–765.
- [4] K.R. Hall, L.C. Eagleton, A. Acrivos, T. Vermeulen, Pore- and solid-diffusion kinetics in fixed-bed adsorption under constant-pattern conditions, *Ind. Eng. Chem. Fundam.* 5 (1966) 212–223.
- [5] A.E. Rodrigues, Dynamics of ion exchange processes, in: F.G. Helfferich, L. Liberti (Eds.), *Mass Transfer and Kinetics of Ion Exchange*, Kluwer Academic Publishers, 1983, pp. 259–311.
- [6] D.M. Ruthven, *Principles of Adsorption and Adsorption Processes*, Wiley, 1984.
- [7] I. Park, K.S. Knaebel, Adsorption breakthrough behavior: unusual effects and possible causes, *AIChE J.* 38 (1992) 660–670.
- [8] M. Hartmann, C. Bischof, Mechanical stability of mesoporous molecular sieve MCM-48 studied by adsorption of benzene, n-heptane, and cyclohexane, *J. Phys. Chem. B* 103 (1999) 6230–6235.
- [9] G. Limousin, J.-P. Gaudet, L. Charlet, S. Szenknect, V. Barthès, M. Krimissa, Sorption isotherms: a review on physical bases, modeling and measurement, *Appl. Geochem.* 22 (2007) 249–275.
- [10] N. Ayawei, A.N. Ebelegi, D. Wankasi, Modelling and interpretation of adsorption isotherms, *J. Chem.*, Article ID 3039817 (2017) 11 pages.
- [11] S. Furmaniak, P.A. Gauden, A.P. Terzyk, G. Rychlicki, Water adsorption on carbons — critical review of the most popular analytical approaches, *Adv. Colloid Interface Sci.* 137 (2008) 82–143.
- [12] S. Brunauer, L.S. Deming, W.E. Deming, E. Teller, On a Theory of the van der Waals Adsorption of Gases, *J. Am. Chem. Soc.* 62 (1940) 1723–1732.
- [13] K.S.W. Sing, D.H. Everett, R.A.W. Haul, L. Moscou, R.A. Pierotti, J. Rouquerol, T. Siemieniwska, Reporting physisorption data for gas-solid systems with special reference to the determination of surface area and porosity, *Pure Appl. Chem.* 57 (1985) 603–619.
- [14] C. Hinz, Description of sorption data with isotherm equations, *Geoderma* 99 (2001) 225–243.
- [15] M.T. Coltharp, On numerical classification of solution adsorption isotherms, *Langmuir* 21 (2005) 3475–3479.
- [16] F.G. Helfferich, *Ion Exchange*, McGraw-Hill, New York, 1962.

- [17] M.J. Slater, *The Principles of Ion Exchange Technology*, Butterworth-Heinemann, 1991.
- [18] R.M. Barrer, J. Klinowski, Ion exchange involving several groups of homogeneous sites, *J. Chem. Soc., Faraday Trans. 1* (68) (1972) 73–87.
- [19] R.M. Barrer, J. Klinowski, Ion-exchange selectivity and electrolyte concentration, *J. Chem. Soc., Faraday Trans. 1* (70) (1974) 2080–2091.
- [20] V.J. Inglezakis, Solubility-Normalized Dubinin-Astakhov adsorption isotherm for ion exchange systems, *Microporous Mesoporous Mater.* 103 (2007) 72–81.
- [21] V. Inglezakis, The concept of “capacity” in zeolite ion exchange systems, *J. Colloid Interface Sci.* 281 (2005) 68–79.
- [22] A. Joly, A. Perrard, Linear driving force models for dynamic adsorption of volatile organic compound traces by porous adsorbent beds, *Math. Comput. Simulat.* 79 (2009) 3492–3499.
- [23] A. Meghea, H.H. Rehner, I. Peleanu, R. Mihalache, Test-fitting on adsorption isotherms of organic pollutants from waste waters on activated carbon, *J. Radioanal. Nucl. Chem.* 229 (1998) 105–110.
- [24] D. Burevski, The application of the Dubinin-Astakhov equation to the characterization of microporous carbons, *Colloid Polym. Sci.* 280 (1982) 623–627.
- [25] A. Gil, P. Grange, Application of the Dubinin-Radushkevich and Dubinin-Astakhov equations in the characterization of microporous solids, *Colloids Surf., A* 113 (1996) 39–50.
- [26] T. Siemieniowska, K. Tomkiewicz, J. Kaczmarski, A. Albiński, Application of the Dubinin-Astakhov equation to evaluation of benzene and cyclohexane adsorption isotherms on steam gasified humic acid chars from Brown coal, *Energy Fuels* 4 (1990) 61–70.
- [27] A.P. Terzyk, Molecular properties and intermolecular forces—factors balancing the effect of carbon surface chemistry in adsorption of organics from dilute aqueous solutions, *J. Colloid Interface Sci.* 275 (2004) 9–29.
- [28] P. Podkościelny, K. Nieszporek, Heterogeneity of activated carbons in adsorption of phenols from aqueous solutions—comparison of experimental isotherm data and simulation predictions, *Appl. Surf. Sci.* 253 (2007) 3563–3570.
- [29] V.J. Inglezakis, M. Stylianou, M. Loizidou, Ion exchange and adsorption equilibrium studies on clinoptilolite, bentonite and vermiculite, *J. Phys. Chem. Solid.* 71 (2010) 279–284.
- [30] M. Pera-Titus, D. Farrusseng, Guest-induced gate opening and breathing phenomena in soft porous crystals: building thermodynamically consistent isotherms, *J. Phys. Chem. C* 116 (2012) 1638–1649.
- [31] K. Zhang, R.P. Lively, C. Zhang, W.J. Koros, R.R. Chance, Investigating the intrinsic ethanol/water separation capability of ZIF-8: an adsorption and diffusion study, *J. Phys. Chem. C* 117 (2013) 7214–7225.
- [32] K.S.W. Sing, F. Rouquerol, J. Rouquerol, *Classical interpretation of physisorption isotherms at the gas–solid interface. Adsorption by Powders and Porous Solids (Second Edition)*, 2014, pp. 159–189.
- [33] S. Saeyels, A.Z. Berna, J. Lammertyn, C. Di Natale, B.M. Nicolai, Characterization of QMB sensors by means of the BET adsorption isotherm, *Sensor. Actuator. B101* (2004) 242–251.
- [34] W.F. Woodruff, A. Revil, CEC-normalized clay-water sorption isotherm, *Water Resour. Res.* 47 (2011).
- [35] Y. Tan, J.H. O’Haver, Use of the BET adsorption isotherm equation to examine styrene adsorption by nonionic surfactants at the water–silica interface, *J. Colloid Interface Sci.* 279 (2004) 289–295.
- [36] R.H. Stokes, R.A. Robinson, Ionic hydration and activity in electrolyte solutions, *J. Am. Chem. Soc.* 70 (1948) 1870.
- [37] P. Letellier, A. Mayaffre, M. Turmine, Mixing behaviour of charged and non-charged surfactants described by BET isotherms, *J. Colloid Interface Sci.* 337 (2009) 234–239.
- [38] W.O. Rains, R.M. Counce, B.B. Spencer, Application of the Brunauer-Emmett-Teller isotherm to the water-nitric acid system for the determination of mean ionic activity coefficients, *Chem. Eng. Commun.* 171 (1999) 169–180.
- [39] C.J. Radke, J.M. Prausnitz, Adsorption of organic solutes from dilute aqueous solution on activated carbon, *Ind. Eng. Chem. Fundam.* 4 (1972) 445–451.
- [40] T. Vermeulen, Separation by adsorption methods, *Adv. Chem. Eng.* 2 (1958) 147–208.
- [41] T. Vermeulen, M.D. LeVan, N.K. Hiester, G. Klein, Adsorption and ion exchange, in: R.H. Perry, D.W. Green (Eds.), *Perry’s Chemical Engineers’ Handbook* (6th ed.), McGraw-Hill, New York, 1984.
- [42] M.A.S.D.d. Barros, N.R.C.F. Machado, F.V. Alves, E.F. SousaAguiar, Ion exchange mechanism of Cr+3 on naturally occurring clinoptilolite, *Braz. J. Chem. Eng.* 14 (1997) 233–241.
- [43] B. Gu, J. Schmitt, Z. Chen, L. Liang, J.F. McCarthy, Adsorption and desorption of natural organic matter on iron oxide: mechanisms and models, *Environ. Sci. Technol.* 28 (1994) 38–46.
- [44] P.D. Grant, S.L. Lemke, M.R. Dwyer, T.D. Phillips, Modified Langmuir equation for S-Shaped and multisite isotherm plots, *Langmuir* 14 (1998) 4292–4299.
- [45] B.Y. Zhu, T. Gu, Surfactant adsorption at solid-liquid interfaces, *Adv. Colloid Interface Sci.* 37 (1991) 1–32.
- [46] G. Markou, D. Mitrogiannis, V. Inglezakis, K. Muylaert, N. Koukouzas, N. Tsoukalas, E. Kamitsos, P.D., I. Baziotis, Ca(OH)2 pre-treated bentonite for phosphorus removal and recovery from synthetic and real wastewater, *Clean. - Soil, Air, Water* 46 (2018) 1700378.
- [47] D.D. Do, *Adsorption Analysis: Equilibria and Kinetics*, Imperial College Press, 1998.
- [48] S. Kayal, S. Baichuan, B.B. Sah, Adsorption characteristics of AQSOA zeolites and water for adsorption chillers, *Int. J. Heat Mass Tran.* 92 (2016) 1120–1127.
- [49] A.A. Sharipova, S.B. Aidarova, N.Y. Bekurganova, A. Tleuova, R. Miller, Triclosan adsorption from model system by mineral sorbent diatomite, *Colloids Surf. A* 532 (2017) 97–101.
- [50] V. Steffen, E. Antonio da Silva, L. Roberto Evangelista, L. Cardozo-Filho, Phenomenological adsorption isotherm for a binary system based on Poisson–Boltzmann equation, *Surf. Interface* 10 (2018) 50–57.
- [51] R. Özen, N.A. Sayar, S. Durmaz-Sam, A.A. Sayar, A sigmoidal model for biosorption of heavy metal cations from aqueous media, *Math. Biosci.* 265 (2015) 40–46.
- [52] G.P. Jeppu, T.P. Clement, A modified Langmuir-Freundlich isotherm model for simulating pH-dependent adsorption effects, *J. Contam. Hydrol.* (2012) 129–130 46–53.
- [53] O. Bricio, J. Coca, H. Sastre, Effect of the heterogeneity of macroporous Styrene-DVB resins on ion-exchange equilibria, *Solvent Extr. Ion Exch.* 15 (1997) 647–664.
- [54] F. Pepe, D. Caputo, C. Colella, The Double selectivity model for the description of ion-exchange equilibria in zeolites, *Ind. Eng. Chem. Res.* 42 (2003) 1093–1097.
- [55] F. Ucolano, D. Caputo, F. Pepe, C. Colella, A thermodynamic model of chabazite selectivity for Pb2+, *Stud. Surf. Sci. Catal.* 155 (2005) 339–346.
- [56] W.L. Hsu, S. Paul, J.A. Shamim, K. Kitaoka, H. Daiguji, Design and performance evaluation of a multilayer fixed-bed binder-free desiccant dehumidifier for hybrid air-conditioning systems: Part II – theoretical analysis, *Int. J. Heat Mass Tran.* 116 (2018) 1370–1378.
- [57] J.W. Lee, W.G. Shim, M.S. Yang, H. Moon, Adsorption isotherms of polar and nonpolar organic compounds on MCM-48 at (303.15, 313.15, and 323.15) K, *J. Chem. Eng. Data* 49 (2004) 502–509.
- [58] X. Wu, M.N. Shahrak, B. Yuan, S. Deng, Synthesis and characterization of zeolitic imidazolate framework ZIF-7 for CO2 and CH4 separation, *Microporous Mesoporous Mater.* 190 (2014) 189–196.
- [59] S.W. Rutherford, Modeling water adsorption in carbon micropores: study of water in carbon molecular sieves, *Langmuir* 22 (2006) 702–708.
- [60] N. Querejeta, M.G. Plaza, F. Rubiera, C. Pevida, T. Avery, S.R. Tenison, Carbon monoliths in adsorption-based post-combustion CO2 capture, *Energy Procedia* 114 (2017) 2341–2352.
- [61] A.O. Malakhov, V.V. Volkov, Cooperative multimolecular sorption equation: application to an alcohol-poly(1-trimethylsilyl-1-propyne) system, *Polym. Sci.* 40 (2000) 1120–1126.
- [62] M.A.S.D.d. Barros, N.R.C.F. Machado, F.V. Alves, E.F. Sousa-Aguiar, Ion exchange mechanism of Cr3+ on naturally occurring clinoptilolite, *Braz. J. Chem. Eng.* 14 (1997).
- [63] V.J. Inglezakis, K.J. Hadjiandreou, M.D. Loizidou, H.P. Grigoropoulou, Pretreatment of natural clinoptilolite in a laboratory-scale ion exchange packed bed, *Water Res.* 35 (2001) 2161–2166.
- [64] A.A. Mosa, A. El-Ghamry, P. Trüby, Chemically modified crop residues as a low-cost technique for the removal of heavy metal ions from wastewater, *Water Air Soil Pollut.* 217 (2011) 637–647.
- [65] S.O. Ganiyu, G. Bispo, N. Bion, P. Ferreira, I. Batonneau-Gener, Periodic mesoporous organosilicas as adsorbents for the organic pollutants removal in aqueous phase, *Microporous Mesoporous Mater.* 200 (2014) 117–123.
- [66] I.-H. Choi, H.S. Chae, S. Huh, S.-J. Lee, S.-J. Kim, Y. Kim, Gas sorption properties of isostructural Co-MOFs containing dipyrrolylporphyrin linkers with different substituents at the 10,20-meso-positions, *Eur. J. Inorg. Chem.* (2015) 2989–2995.
- [67] S. Rasamimanana, S. Mignard, I. Batonneau-Gener, Hierarchical zeolites as adsorbents for mesosulfuron-methyl removal in aqueous phase, *Microporous Mesoporous Mater.* 226 (2016) 153–161.